

FUND OBJECTIVE

The Norrenberger Turbo Fund aims to offer investors an array of low-risk investments coupled with stable and competitive returns by investing in fixed income securities and investment products.

RISK PROFILE

Conservative	Moderately Conservative	Moderate	Moderately Aggressive	Aggressive
--------------	--------------------------------	----------	-----------------------	------------

MARKET COMMENTARY

In March, the Fixed Income market traded on a slightly bearish note. The secondary market average benchmark yield in the bonds market rose to 15.59% (+16 bps), while at the February FGN Bond auction, the marginal rates for the reopened 2032, 2033, and 2034 bond maturities printed at 16.00%, 16.15% (+41 bps), and 16.64% (+90 bps), respectively. At the most recent Treasury Bill primary market auction, stop rates were recorded at 15.95% (+15 bps) for the 91-day bill, 16.42% (-23 bps) for the 182-day bill, and 16.43% (+53 bps) for the 364-day bill.

MARKET INDICATORS

Inflation – 15.06%

Annual headline inflation printed 15.06% for February 2025 down from a revised 15.10% for January 2026.

FX Reserve - \$49.24 Bn

FX reserves as at end of March was \$49.24 bn indicating a slight dip from \$49.51 bn recorded in February 2026.

Monetary Policy Rate – 26.50%

The MPC reduced the MPR by 50 bps to 26.50% in the last MPC meeting held in February.

Gross Domestic Product

Nigeria's real GDP recorded an annual growth rate of 4.07% for Q4 2025, an improvement from 3.98% in Q3 2025.

FUND FACT

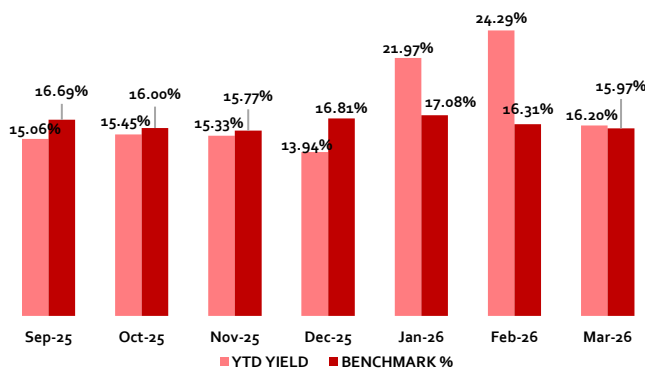
Base Currency	Naira
Launch Date	November 2023
Status of Fund	Open Ended
Nature of Fund	Fixed Income Biased
Initial Investment	50 Units
Additional Investment	10 Units
Nav Per Unit	₦105.08
Fund Size	₦5.68 billion
Management Fee	1.50% p.a.
Benchmark	3-year FGN Bond (Moving Average)

ASSET ALLOCATION

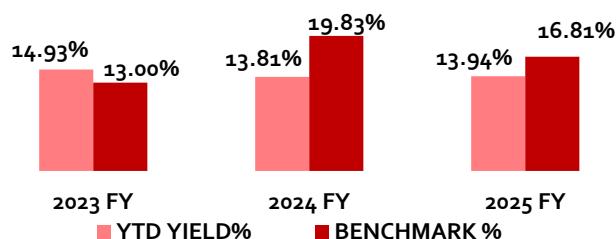
SECURITIES	CURRENT ALLOCATION	TARGET ALLOCATION
Fixed Income Securities	59.88%	70% - 100%
Money Market Instruments	38.79%	10% - 25%
Cash	1.33%	0% - 5%

**Note: The SEC has given a directive for a change of valuation methodology to Mark-to-Market. Fund Managers are expected to fully comply by 22nd September 2027. During this transition period, fixed income funds are allowed to temporarily allocate up to 50% to fixed income instruments and 50% to money market instruments.

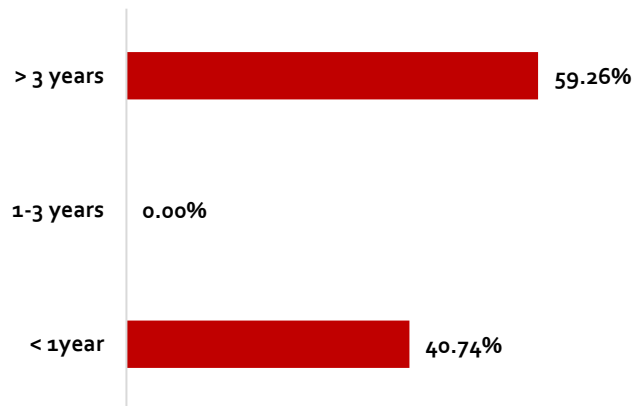
MONTHLY YIELD PERFORMANCE




YEARLY YTD YIELD VS BENCHMARK



FUND MATURITY PROFILE



DISTRIBUTION PER UNIT



Disclaimer: Whilst proper and reasonable care has been taken in preparation and accuracy of the facts and figures presented in this report, no responsibility or liability is accepted by Norrenberger Asset Management Limited or its employees for any error, omission or opinion expressed herein. This report is not an investment research or a research recommendation and should not be regarded as such. The information provided herein is by no means intended to provide sufficient basis on which to make an investment decision.